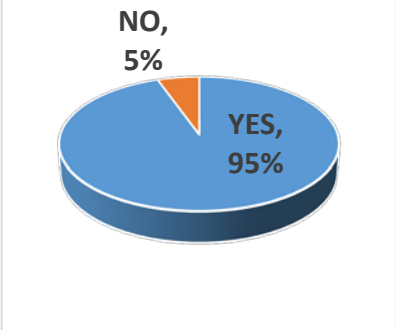
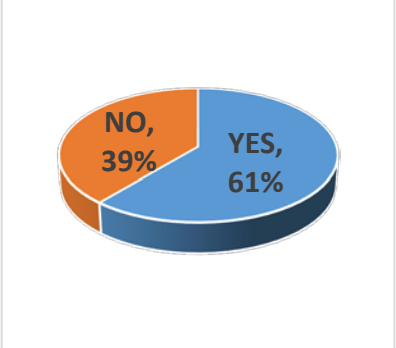
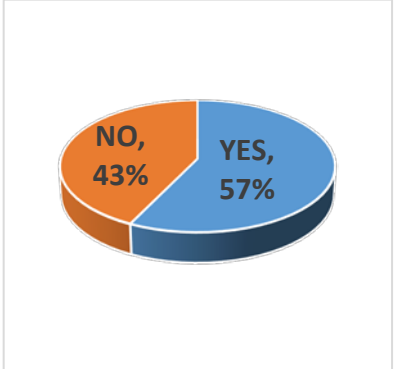
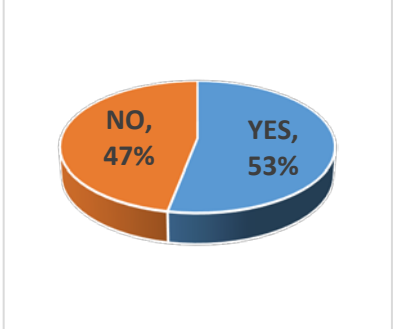


ADDENDUM: GCAC ADMISSION FEE PROPOSAL

Between September 18th-November 27th, Columbus City Council received **2,597** responses to the survey posted on Council’s external website. Below are the results to date.

<p>Question #1: Do you believe the arts, culture and the creative economy are important to Columbus’ future?</p>	 <p>A 3D pie chart with a blue slice representing 95% labeled 'YES, 95%' and a small orange slice representing 5% labeled 'NO, 5%'.</p> <table border="1"><thead><tr><th>Response</th><th>Percentage</th></tr></thead><tbody><tr><td>YES</td><td>95%</td></tr><tr><td>NO</td><td>5%</td></tr></tbody></table>	Response	Percentage	YES	95%	NO	5%
Response	Percentage						
YES	95%						
NO	5%						
<p>Question #2: Do you support a ticket fee on arts and entertainment events that reinvests dollars into Columbus’ arts and cultural community?</p>	 <p>A 3D pie chart with a blue slice representing 61% labeled 'YES, 61%' and an orange slice representing 39% labeled 'NO, 39%'.</p> <table border="1"><thead><tr><th>Response</th><th>Percentage</th></tr></thead><tbody><tr><td>YES</td><td>61%</td></tr><tr><td>NO</td><td>39%</td></tr></tbody></table>	Response	Percentage	YES	61%	NO	39%
Response	Percentage						
YES	61%						
NO	39%						
<p>Question #3: Do you support a ticket fee on arts and entertainment events that reinvests dollars into Columbus’ arts and cultural community that includes public facilities?</p>	 <p>A 3D pie chart with a blue slice representing 57% labeled 'YES, 57%' and an orange slice representing 43% labeled 'NO, 43%'.</p> <table border="1"><thead><tr><th>Response</th><th>Percentage</th></tr></thead><tbody><tr><td>YES</td><td>57%</td></tr><tr><td>NO</td><td>43%</td></tr></tbody></table>	Response	Percentage	YES	57%	NO	43%
Response	Percentage						
YES	57%						
NO	43%						
<p>Question #4: Do you support the Greater Columbus Arts Council proposal for a 7% fee?</p>	 <p>A 3D pie chart with a blue slice representing 53% labeled 'YES, 53%' and an orange slice representing 47% labeled 'NO, 47%'.</p> <table border="1"><thead><tr><th>Response</th><th>Percentage</th></tr></thead><tbody><tr><td>YES</td><td>53%</td></tr><tr><td>NO</td><td>47%</td></tr></tbody></table>	Response	Percentage	YES	53%	NO	47%
Response	Percentage						
YES	53%						
NO	47%						